

220-240V 50 1~**GENERAL DATA**

Application: LBP
Refrigerant: R404A
Evaporating Temperature Range: -40°C to -10°C
Compressor Cooling: Fan
Fan air flow: 520 m³/h
Type: Hermetic reciprocating
Technology Type: On-Off
Expansion Device: Capillary Tube or Expansion Valve
Packing Quantity: Single - 1 pc
Displacement: 12.11 cm³
Horse power: 3.4 hp

Approvals:     

**MECHANICAL DATA**

Bore: 27.78 mm
Stroke: 20 mm
Oil Charge: 350ml +/-15ml
Free Internal Volume: 2.1 cm³
Maximum Recommended Refrigerant Charge: 350 g
Oil Type Configuration: Polyolester
Oil Type Viscosity: ISO22
Compressor pressurization: Dry air charge
Weight: 11.3 kg

ELECTRICAL DATA

Motor Type: CSIR
Starting Torque: HST
Voltage working range at 50 Hz: 198-254 V
Maximum Motor Temperature: 130 °C
Start Winding Resistance: 30.4 Ω (± 10%) at 25°C
Run Winding Resistance: 4.2 Ω (± 10%) at 25°C

MOUNTING ACCESSORIES

	Description	Code
Anchorage:	no	-
Capacitor Bracket:	no	-
Washer:	no	-
Pin:	no	-
Clip:	no	-
Rotolock valve:	no	-
Cover:	yes	2075282
Grommets:	yes	2221011
Sleeves:	yes	2222018
Terminal Board:	yes	1027060
Overload Protector Bracket:	yes	2075299

ELECTRICAL COMPONENTS

	Component type	Description	Code
Motor Protection:	External 3/4"	T0634/G6	2319064
Start Capacitor:		72-88 MFD 330V	2252345
Starting Device:	Current relay	MTRP-0012-65	2334112

EXTERNAL CHARACTERISTICS

Base Plate: European
Tray Holder: No
Height: 206 mm

	Internal Diameter (mm)	Material	Shape
Suction Connector	8.1	Copper	Slanted 42°
Discharge Connector	6.1	Copper	Straight

RATED POINT DATA

Cooling Capacity (W)	Power Consumption (W)	Current Consumption (A)	Gas Flow Rate (kg/h)	Efficiency (W/W)
±5%	±5%	±5%	±5%	±7%
615	506	3.29	14.23	1.22

Test condition: ASHRAE, Fan, Return Gas 32.2°C, Evaporating: -23.3°C, Condensing: 54°C, Ambient: 32.2°C, Liquid: 32.2°C

PERFORMANCE CURVE DATA

220V 50Hz

Condensing Temperature (°C)	Evaporating Temperature (°C)	Cooling Capacity (W)	Power Consumption (W)	Current Consumption (A)	Gas Flow Rate (kg/h)	Efficiency (W/W)
		±5%	±5%	±5%	±5%	±7%
35°C	-10	1 220	582	3.57	28.80	2.10
	-15	1 002	532	3.40	23.48	1.88
	-20	810	484	3.25	18.88	1.67
	-25	646	438	3.10	14.97	1.48
	-30	508	392	2.97	11.72	1.30
	-35	397	347	2.85	9.13	1.14
	-40	313	303	2.73	7.17	1.03

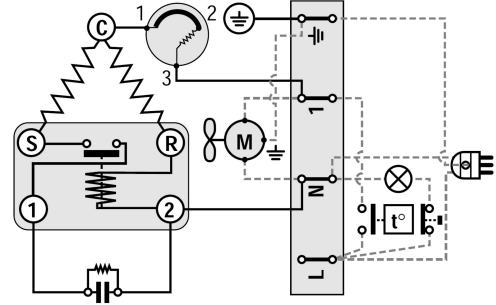
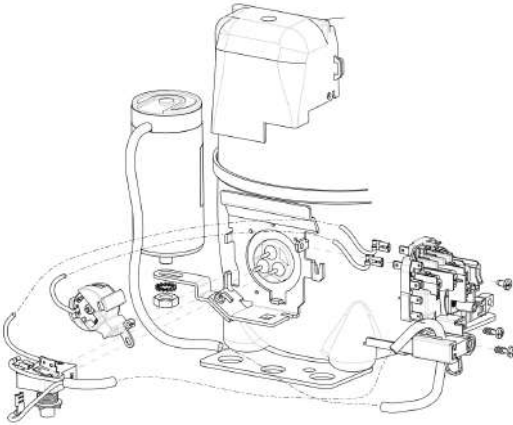
Condensing Temperature (°C)	Evaporating Temperature (°C)	Cooling Capacity (W)	Power Consumption (W)	Current Consumption (A)	Gas Flow Rate (kg/h)	Efficiency (W/W)
		±5%	±5%	±5%	±5%	±7%
45°C	-10	1 160	643	3.78	27.33	1.81
	-15	949	580	3.55	22.21	1.64
	-20	764	521	3.34	17.77	1.47
	-25	605	464	3.17	14.00	1.30
	-30	472	410	3.01	10.88	1.15
	-35	365	359	2.88	8.38	1.02

Condensing Temperature (°C)	Evaporating Temperature (°C)	Cooling Capacity (W)	Power Consumption (W)	Current Consumption (A)	Gas Flow Rate (kg/h)	Efficiency (W/W)
		±5%	±5%	±5%	±5%	±7%
55°C	-10	1 091	700	3.98	25.64	1.56
	-15	889	624	3.69	20.76	1.42
	-20	713	553	3.44	16.54	1.29
	-25	562	486	3.23	12.97	1.16
	-30	436	424	3.06	10.03	1.03

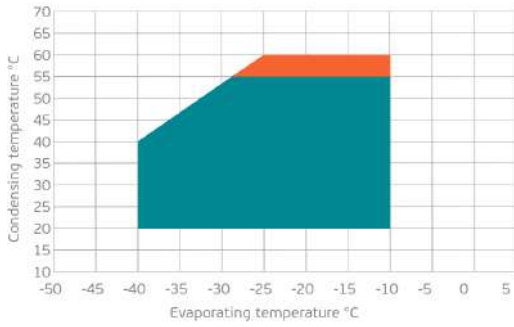
Test condition: ASHRAE, Fan, Return Gas 32.2°C, Ambient: 32.2°C, Liquid: 32.2°C

ASSEMBLY INSTRUCTION

WIRING DIAGRAM

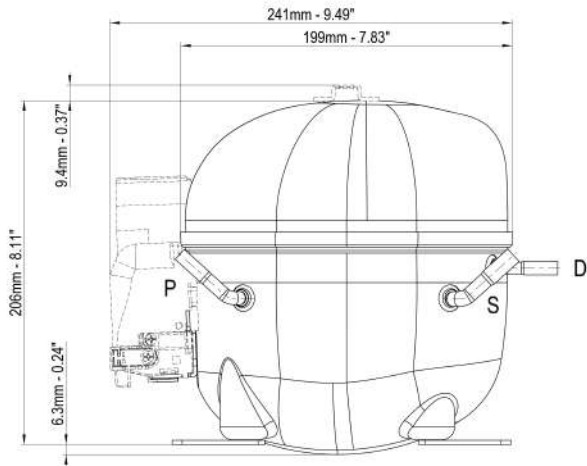


OPERATING ENVELOPE



- Operating Condition
- Transient Condition
- Superheating

NOTE: usage of compressors outside of intended working range cannot make use of the warranty, or should be consulted with Technical support.



	∅ mm	∅ in	Material
S - Suction	8.10 - 8.20	0.32	Cu
P - Process	6.10 - 6.20	0.24	Cu
D - Discharge	6.10 - 6.20	0.24	Cu

